

Designing and Building with Mass Timber: Design, Planning and Performance

Presented by Jason Bahr, PE, Mark Bartlett, PE
and Brandon Brooks, MBA, PMP
WoodWorks
June 3, 2022



The Canyons, photo Marcus Kauffman, Oregon Department of Forestry

“The Wood Products Council” is a Registered Provider with The American Institute of Architects Continuing Education Systems (AIA/CES), Provider #G516.

Credit(s) earned on completion of this course will be reported to **AIA CES** for AIA members. Certificates of Completion for both AIA members and non-AIA members are available upon request.

This course is registered with **AIA CES** for continuing professional education. As such, it does not include content that may be deemed or construed to be an approval or endorsement by the AIA of any material of construction or any method or manner of handling, using, distributing, or dealing in any material or product.

Questions related to specific materials, methods, and services will be addressed at the conclusion of this presentation.



Course Description

How can architects, engineers and contractors collaborate to meet the growing demand for mass timber buildings? While developers across the country are pursuing mass timber projects, knowledge among AEC professionals is not yet widespread. Firms have varying degrees of familiarity with both the products and practicalities of designing, sourcing, and building a modern mass timber structure, and early adopters continue to play a significant role in educating the rest of the community. This presentation seeks to build on this openness and environment of shared learning, providing an overview of mass timber products, planning, design and implementation to maximize the benefits these buildings can deliver. We'll also discuss why some mass timber projects face resistance, and how to overcome misconceptions to achieve success. Topics will also include preconstruction coordination and interactions between the manufacturer and design/construction teams, case-based approaches to costing and scheduling, project delivery methods, how to achieve the highest level of efficiency for costs, schedule, and performance, and additional education and training opportunities.

Learning Objectives

1. Identify project planning, coordination and design topics that translate into successful buildings for both the design and construction team.
2. Explore best practices for interaction between manufacturer, design team and preconstruction manager that can lead to cost efficiency and safety on site.
3. Discuss potential construction schedule savings and construction fire safety practices realized through the use of prefabricated mass timber elements.
4. Discuss benefits of using mass timber products, including structural versatility, prefabrication, lighter carbon footprint, and reduced labor costs.

PRESENTATION OUTLINE

MASS TIMBER DESIGN

Products

Structural Solution & Connections

Projects and Code Considerations

MASS TIMBER CONSTRUCTION

Planning for Construction

Performing Construction

Workforce Development

MASS TIMBER OVERVIEW



Photo: PCL Construction

OVERVIEW | TIMBER METHODOLOGIES



Light Wood-Frame
Photo: WoodWorks



Heavy Timber
Photo: Benjamin Benschneider



Mass Timber
Photo: John Stamets

MASS TIMBER PRODUCTS



Glue Laminated Timber (Glulam)
Beams & columns



Cross-Laminated Timber (CLT)
Solid sawn laminations



Cross-Laminated Timber (CLT)
SCL laminations



Photo: Freres Lumber



Photo: StructureCraft



Photo: LendLease



Photo: LEVER Architecture

Dowel-Laminated Timber (DLT)



Photo: StructureCraft

Nail-Laminated Timber (NLT)



Photo: Think Wood

Glue-Laminated Timber (GLT)
Plank orientation



Photo: StructureCraft



Photo: StructureCraft



Photo: Ema Peter



Photo: Manasc Isaac
Architects/Fast + Epp

Nail-Laminated Timber (NLT)



Photo: StructureCraft

Nail-Laminated Timber (NLT)



Photo: Think Wood



Dowel-Laminated Timber (DLT)

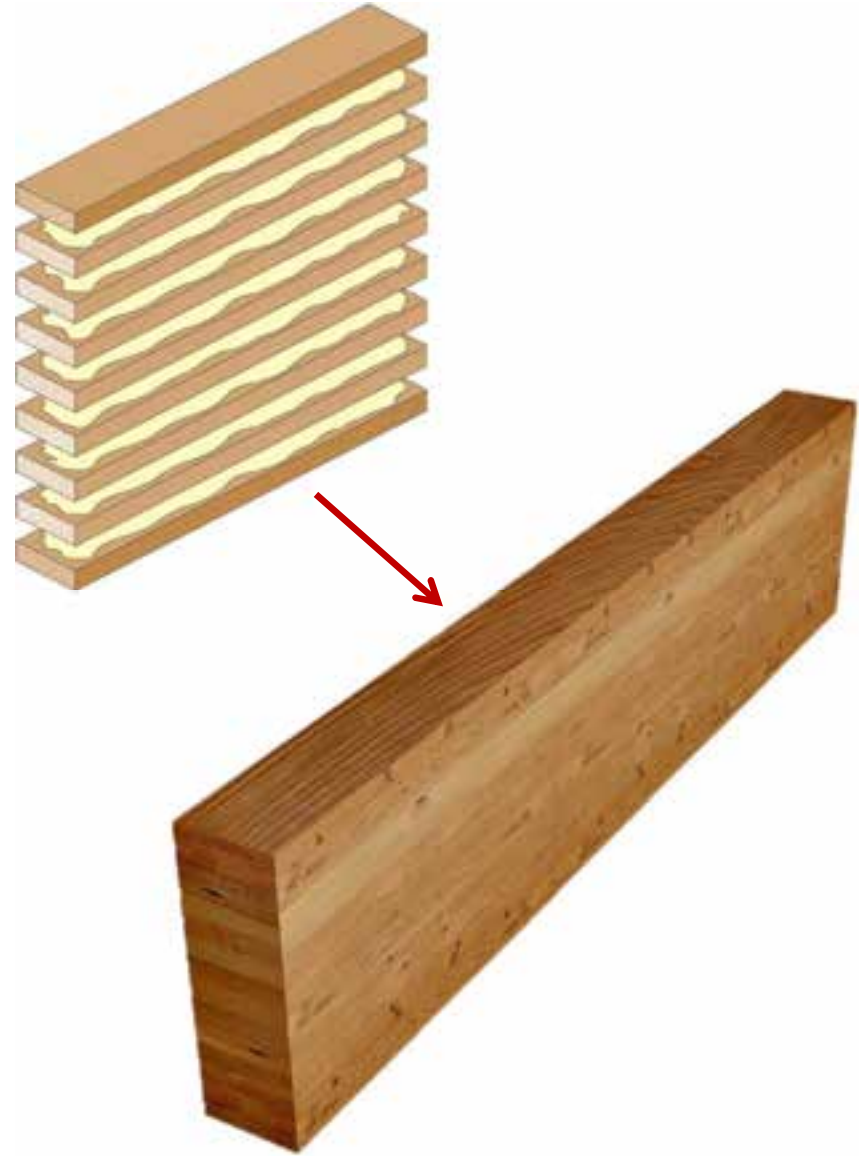


Photo: StructureCraft

Glue Laminated Timber (GLT)



Photo: Manasc Isaac Architects/Fast + Epp

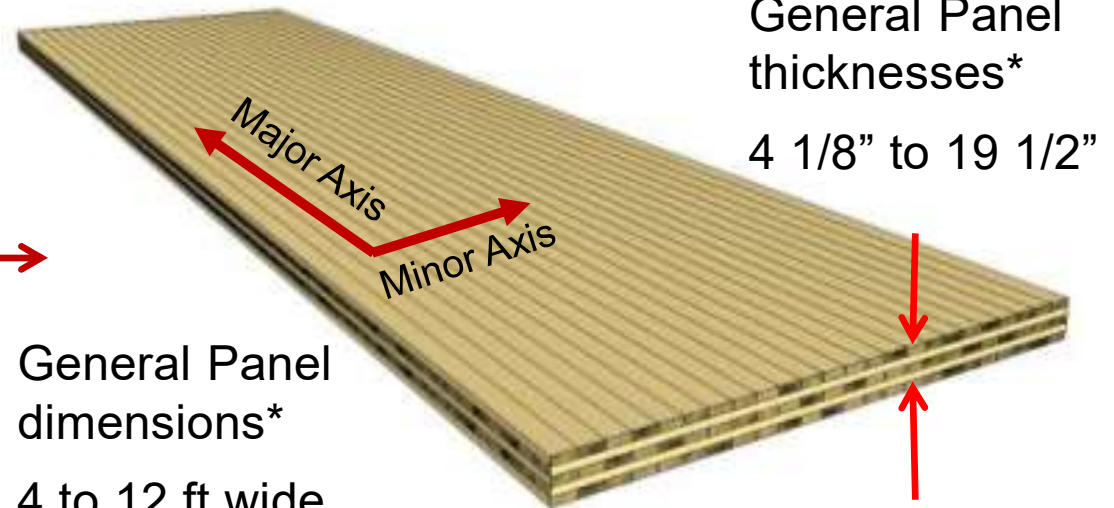
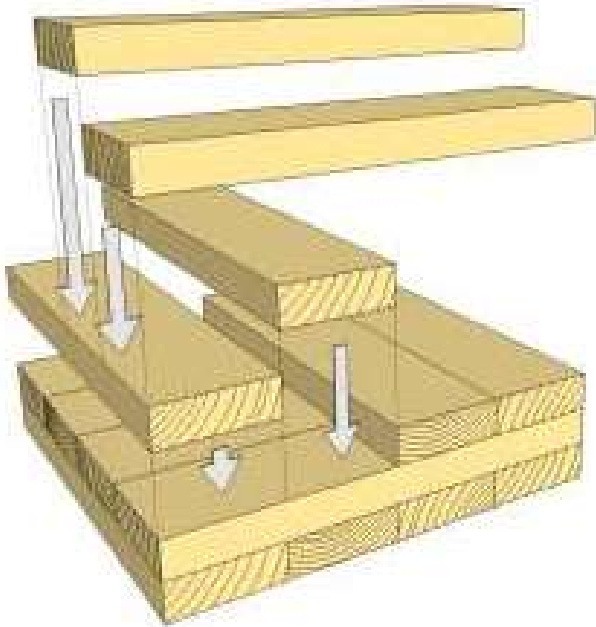


Cross-Laminated Timber (CLT)



Cross-Laminated Timber (CLT)

With solid sawn laminations



General Panel
dimensions*


4 to 12 ft wide

24 to 64 ft long

*Consult with manufacturers for
available panel sizes

Cross-Laminated Timber (CLT)

With SCL laminations



Photos: Freres Lumber

Other Mass Timber Product Options



Laminated Veneer Lumber
LVL



Parallel Strand Lumber
PSL



Laminated Strand Lumber
LSL



Timber-Concrete Composite
TCC



Decking

Photos: StructureCraft



OVERVIEW | MANUFACTURING



Photo: Ema Peter

STRUCTURAL SOLUTIONS | POST, BEAM + PLATE



Photo: Seagate Structures

STRUCTURAL SOLUTIONS | POST + PLATE



Photo: Lendlease

STRUCTURAL SOLUTIONS | HONEYCOMB



Photo: John Klein

STRUCTURAL SOLUTIONS | HYBRID LIGHT-FRAME + MASS TIMBER



Photo: TimberLab

STRUCTURAL SOLUTIONS | HYBRID STEEL + MASS TIMBER




STRUCTURAL SOLUTIONS | HYBRID CONCRETE + MASS TIMBER

OVERVIEW | CONNECTIONS



Concealed Connectors

Photo Marcus Kauffman



Self Tapping Screws

Photo Simpson Strong Tie

OVERVIEW | CONNECTIONS



Beam to Column

Photo: StructureCraft



Photo: Structurlam

OVERVIEW | CONNECTIONS



Column to Foundation

Photo: Alex Schreyer

OVERVIEW | CONNECTIONS



Panel to Panel & Supports

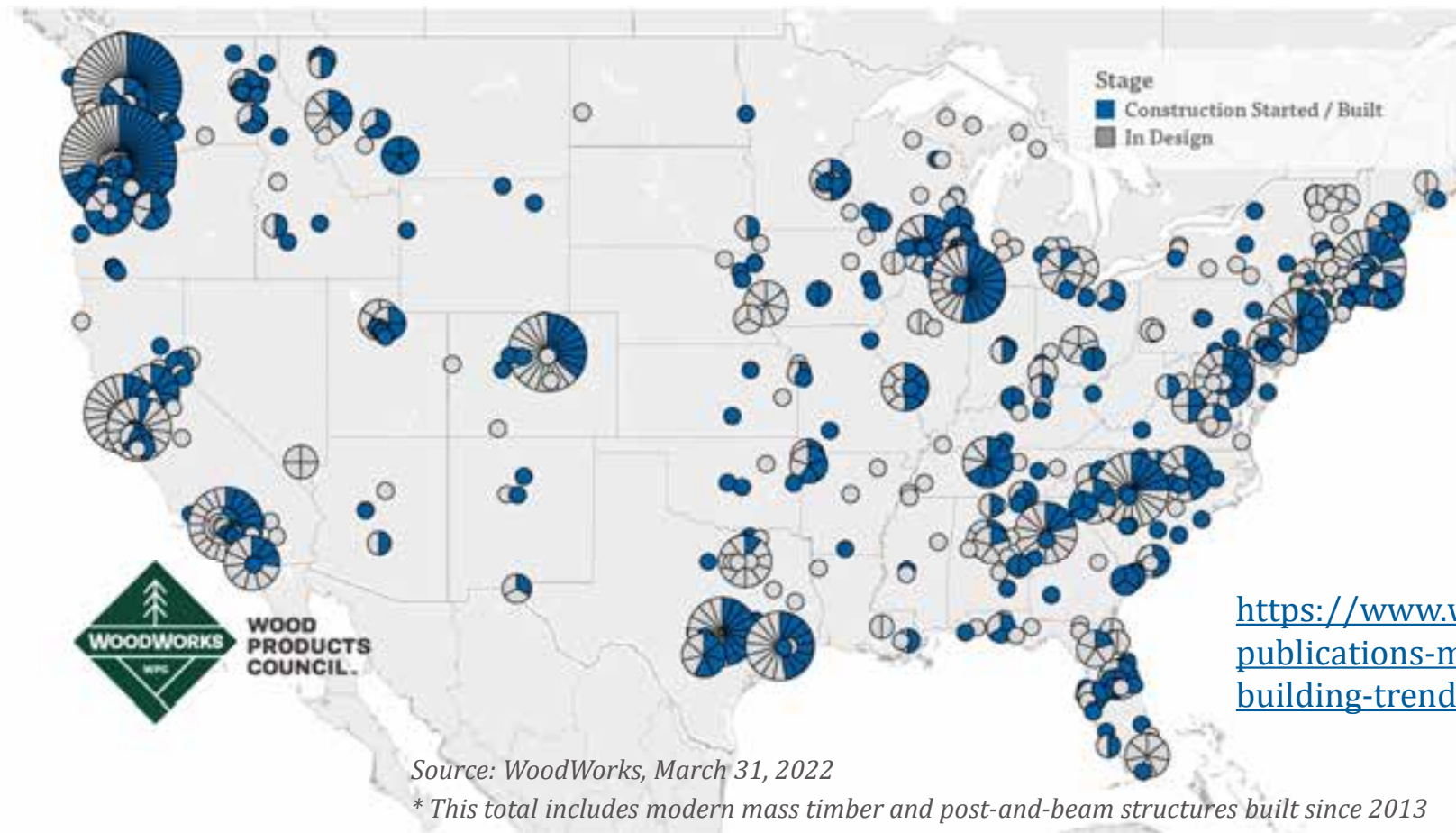
Photo: Charles Judd



Photo: Marcus Kauffman

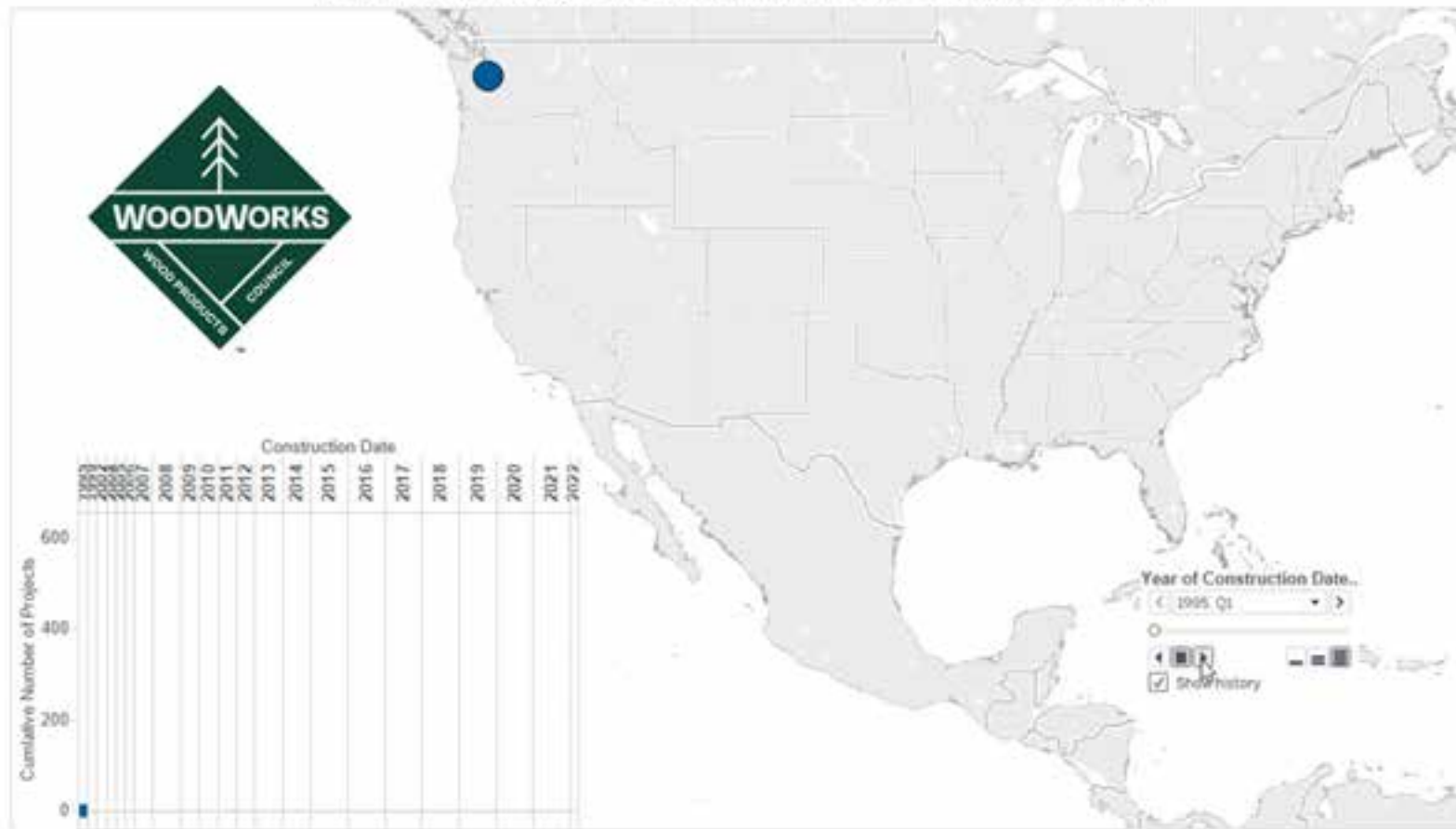
Current State of Mass Timber Projects

As of March 2022, in the US, **1,384** multi-family, commercial, or institutional projects have been constructed with, or are in design with, mass timber.



Current State of Mass Timber Projects

As of March 2022, in the US, **1,384** multi-family, commercial, or institutional projects have been constructed with, or are in design with, mass timber.





Photos: Michael Elkan | Naturally Wood | UBC


PRECEDENT PROJECTS | BROCK COMMONS

INTRO, CLEVELAND

9 Stories | 115 ft
8 Timber Over 1 Podium

512,000 SF
297 Apartments, Mixed-Use

Photo: Harbor Bay Real Estate Advisors, Purple Film | Architect: Hartshorne Plunkard Architecture



INTRO, CLEVELAND

Type IV-B
Variance to expose ~50% ceilings

Photo: Harbor Bay Real Estate Advisors, Image Fiction | Architect: Hartshorne Plunkard Architecture

9 Stories | 115 ft
8 Timber Over 1 Podium



ASCENT, MILWAUKEE



Photo: Korb & Associates Architects |
Architect: Korb & Associates Architects



493,000 SF
259 APARTMENTS, MIXED-USE

ASCENT, MILWAUKEE

Tallest Mass Timber Building in the World



25 STORIES

19 TIMBER OVER 6 PODIUM, 284 FT

Photo: CD Smith Construction |
Architect: Korb & Associates Architects

A large, multi-story brick building is under construction. The building has a grid-like facade of windows. The top portion of the building is under construction, with a yellow crane mounted on the roof. The building is surrounded by other modern city buildings. The sky is clear and blue. In the foreground, there are construction barriers and a street with some traffic.

80 M ST, WASHINGTON, DC

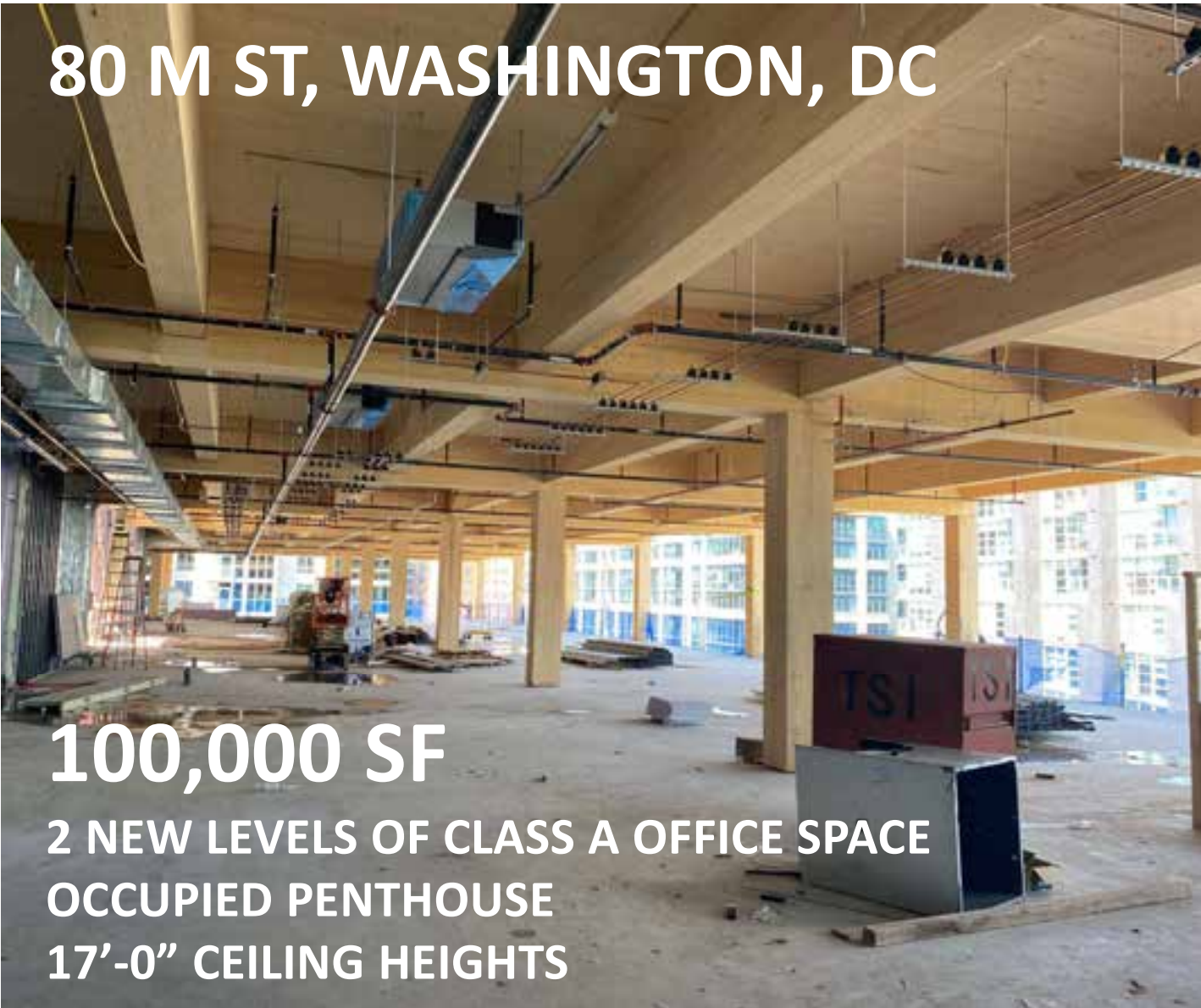
**3 STORY VERTICAL ADDITION
7 STORY EXISTING BUILDING**

Photo: WoodWorks Architect: Hickok Cole

80 M ST, WASHINGTON, DC

100,000 SF

**2 NEW LEVELS OF CLASS A OFFICE SPACE
OCCUPIED PENTHOUSE
17'-0" CEILING HEIGHTS**





APEX PLAZA CHARLOTTESVILLE, VA

187,000 SF

Photo: WoodWorks | Architect: William McDonough + Partners

APEX PLAZA CHARLOTTESVILLE, VA

8 STORIES
6 TIMBER OVER 2 PODIUM, 100 FT



Photo: William McDonough + Partners | Architect: William McDonough + Partners

PRIMARYLY OFFICE SPACE

11 E LENOX, BOSTON, MA

7 STORIES

70 FT

**Passive House
Multi-Family**

Credit: H + O Structural Engineering

Credit: Monte French Design Studio



11 E LENOX, BOSTON, MA



Credit: H + O Structural Engineering



Photos: StructureCraft

PRECEDENT PROJECTS | T3 ATLANTA



Photo: Hartshorne Plunkard Architecture

MASS TIMBER PROJECT CONSIDERATIONS

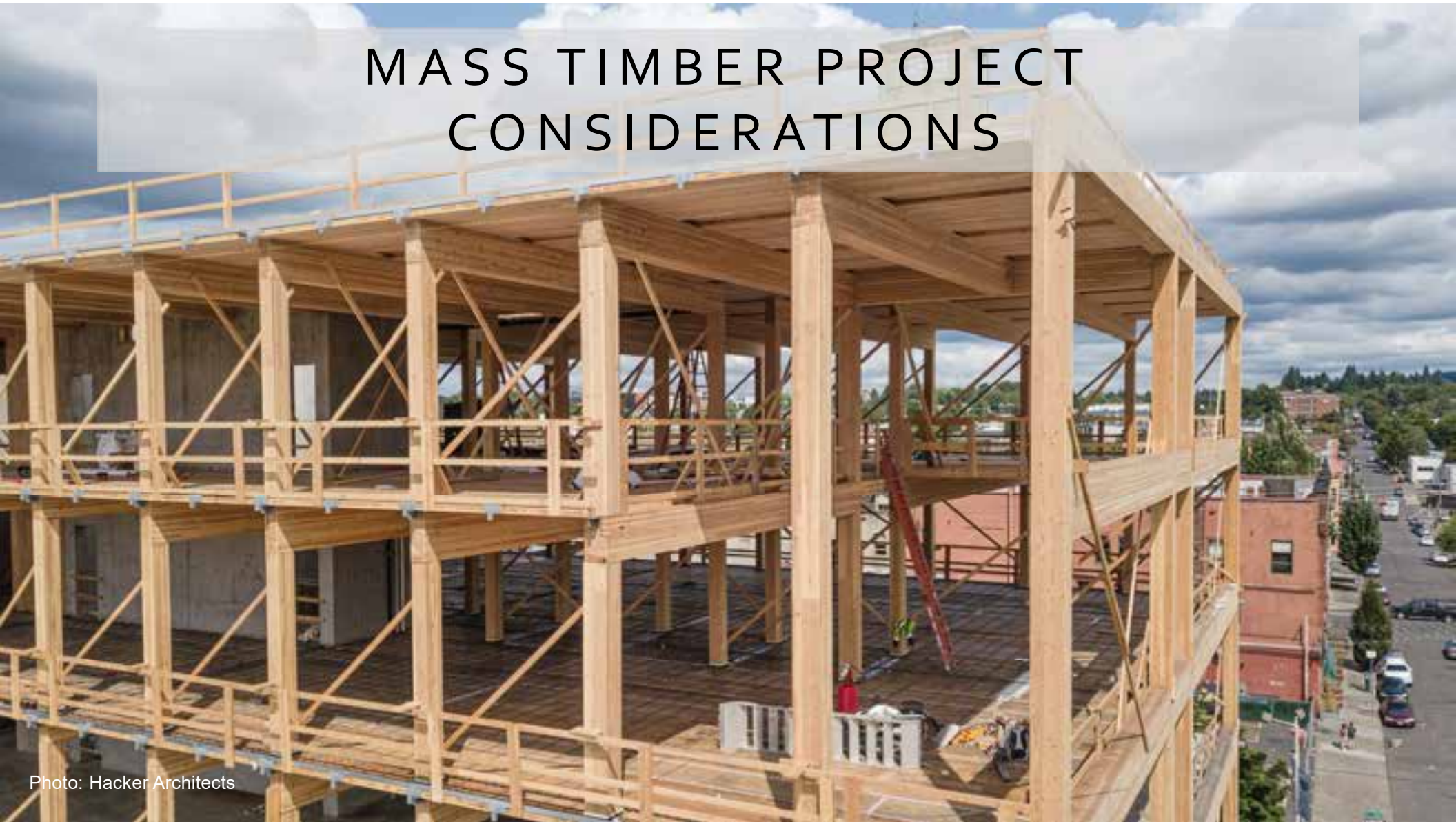


Photo: Hacker Architects

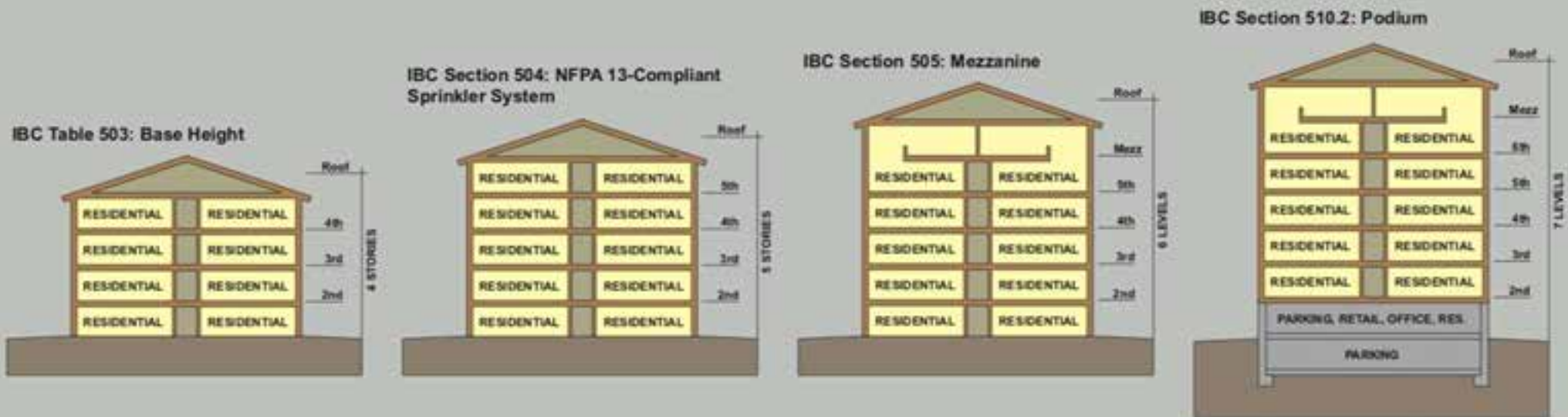
MASS TIMBER IN THE CODE



Photo: Freres Lumber


BUILDING CODE APPLICATIONS | CONSTRUCTION TYPE

Mass Timber in Low- to Mid-Rise: 1-6 Stories in Construction Types III, IV or V



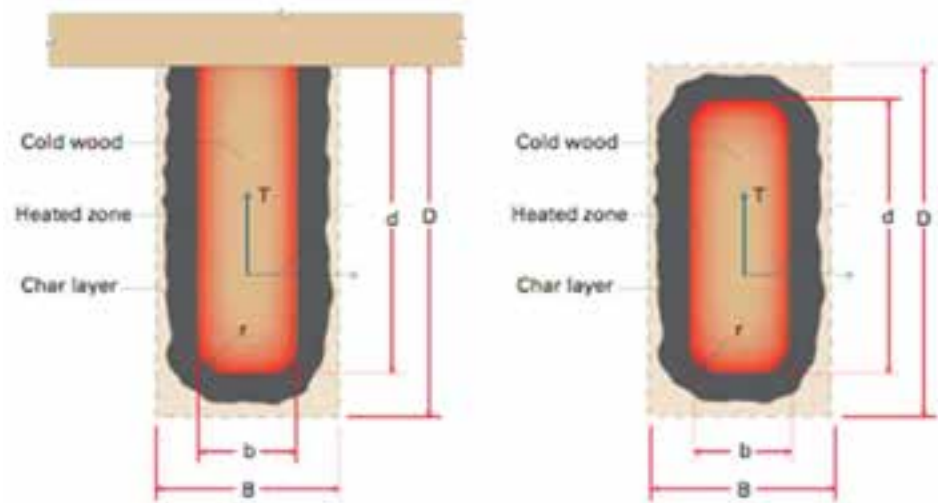
BUILDING CODE APPLICATIONS | CONSTRUCTION TYPE

Tall Mass Timber: Up to 18 Stories in Construction Types IV-A, IV-B or IV-C



BUILDING CODE APPLICATIONS | FIRE RESISTANCE

Mass Timber’s Fire-Resistive Performance is Well-Tested, Documented and Recognized via Code Acceptance



Source: AWC’s TR 10

Table 16.2.1A Char Depth and Effective Char Depth (for $\beta_n = 1.5$ in./hr.)

Required Fire Resistance (hr.)	Char Depth, a_{char} (in.)	Effective Char Depth, a_{eff} (in.)
1-Hour	1.5	1.8
1½-Hour	2.1	2.5
2-Hour	2.6	3.2

Source: AWC’s NDS



Credit: David Barber, ARUP

BUILDING CODE APPLICATIONS | FIRE RESISTANCE



Richard Wilson, PE, SE
 Senior Technical Director - Tall Wood
 WoodWorks - Wood Products Council

Demonstrating Fire-Resistance Ratings for Mass Timber Elements in Tall Wood Structures

Changes to the 2021 International Building Code (IBC) have created opportunities for wood buildings that are much larger and taller than previously allowed in past versions of the code. Occupant safety and the need to achieve fire performance is paramount, and a fundamental consideration in the changes were development and approval. The result is three new construction types—Type I-A, II-B and IV-C—which are based on the previous Heavy Timber construction type (designated Type IV) but with additional fire protection requirements.

One of the main ways to demonstrate that a building will meet the required level of passive fire protection regardless of structural materials, is through hourly fire-resistance ratings (FRR) of its elements and assemblies. The IBC defines an FRR as the period of time a building element, component or assembly maintains the ability to contain a fire, continues to perform a given structural function, or both, as determined by the tests of the methods based on tests prescribed in Section 703.

FRRs for the new construction types are similar to those required for Type I construction, which is primarily steel and concrete (See Table 1). They are found in IBC Table 601, which includes FRR requirements for all structural steel types and building elements, however, other code



TABLE 1. FRR Requirements (Based on Tall Mass Timber Construction Types and Building Type I)

Building Element	I-A (Unlimited stories, height and weight)	II-B (Max. 12 stories, 210 ft max. dead load)	I-B (Max. 12 stories, unlimited height)	IV-B (Max. 12 stories, 100 ft max. dead load)	IV-C (Max. 8 stories, 100 ft max. dead load)
Primary Frame	3	3	3	3	3
Exterior Bearing Walls	3	3	3	3	3
Interior Bearing Walls	2	2	2	2	2
Floor Construction	2	2	2	2	2
Primary Frame at Wall	3	3	3	3	3
Floor Construction	2	2	2	2	2

Assemblies are required to be approved by an approved authority having jurisdiction (AHJ).
 The required building area is limited by the code requirements.
 *The maximum area is limited by the code requirements.

Mass Timber Fire Design Resource

- Code compliance options for demonstrating FRR
- Updated as new tests are completed
- Free download at woodworks.org

Value: Program

Level 1




Level 2



Concept Plan










Hillsboro Community Center at 53rd Ave.

May 01, 2010



Cost: Construction Type

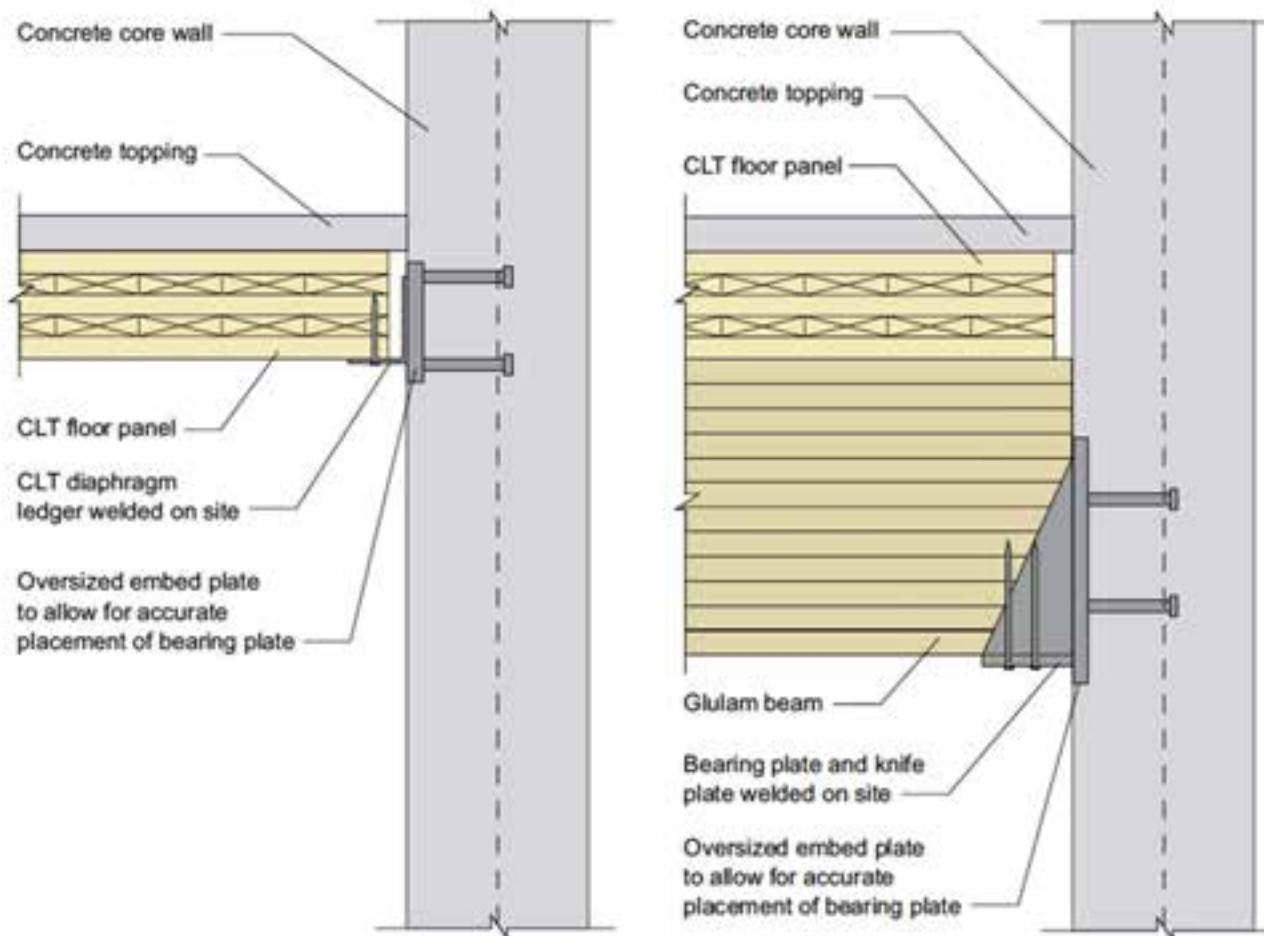
TABLE 601
Fire Resistance Rating Requirements for Building Elements (Hours)

Building Element	I-A	I-B	III-A	III-B	IV-A	IV-B	IV-C	IV-HT	V-A	V-B
Primary Structural Frame	3*	2*	1	0	3*	2	2	HT	1	0
Ext. Bearing Walls	3*	2*	2	2	3*	2	2	2	1	0
Int. Bearing Walls	3*	2*	1	0	3*	2	2	1/HT	1	0
Floor Construction	2	2*	1	0	2	2	2	HT	1	0
Roof Construction	1.5*	1*	1	0	1.5	1	1	HT	1	0
Exposed Mass Timber Elements					None	20-40%	Most	All		
			Baseline 0hr & HT			+\$10/SF 1hr & maybe 2hr		+\$12-15/SF 2hr FRR		
										
										
										
										

Cost Source: Swinerton

*These values can be reduced based on certain conditions in IBC 403.2.1, which do not apply to Type IV buildings.

Options for accommodating differential movement



Cost Impacts of Construction Type

Construction Type Early Decision Example



3-story building on college campus

- Mostly Group B occupancy, some assembly (events) space
- NFPA 13 sprinklers throughout
- Floor plate = 7,700 SF
- Total Building Area = 23,100 SF

Impact of Assembly Occupancy Placement:

Owner originally desires events space on top (3rd) floor

- Requires Construction **Type IIIA**

If owner permits moving events space to 1st or 2nd floor

- Could use **Type IIIB**

Cost Impacts of Construction Type

Construction Type Early Decision Example

3-story building on college campus

Cost Impact of Assembly Occupancy Placement:



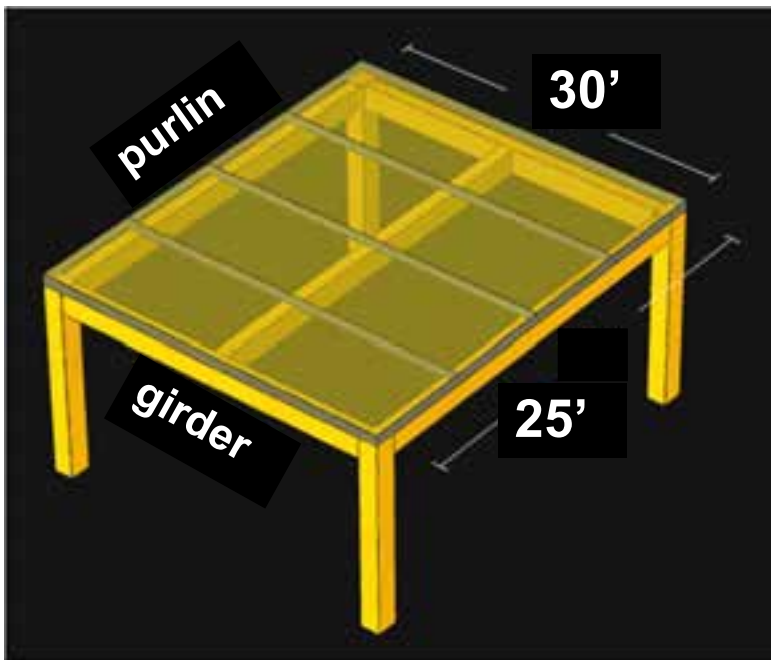
Location of Event Space	3 rd Floor	1 st Floor
Construction Type	III-A	III-B
Assembly Group	A-3	A-3
Fire Resistive Rating	1-Hr	0-Hr
Connections	Concealed	Exposed
CLT Panel Thickness	5-Ply	3-Ply
<u>Superstructure Cost/SF</u>	<u>\$65/SF</u>	<u>\$53/SF</u>

Source: PCL Construction



Cost Implication of Design Choices

Panel volume usually 65-80% of MT package volume



Source: Fast + Epp, Timber Bay Design Tool

Type IIIA option 1

1-hr FRR

Purlin: 5.5"x28.5"

Girder: 8.75"x33"

Column: 10.5"x10.75"

Floor panel: 5-ply

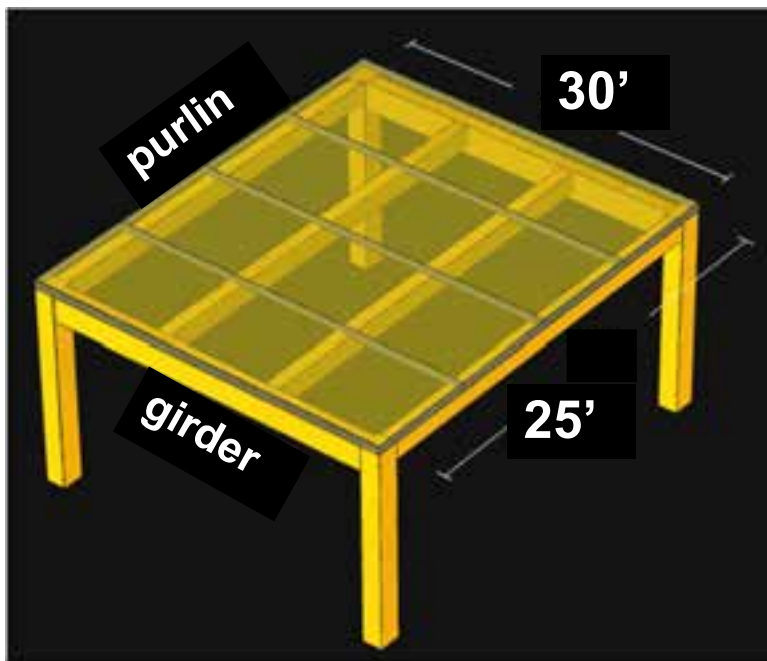
Glulam volume = 118 CF (22% of MT)

CLT volume = 430 CF (78% of MT)

Total volume = 0.73 CF / SF

Cost Implication of Design Choices

Panel volume usually 65-80% of MT package volume



Source: Fast + Epp, Timber Bay Design Tool

Type IIIA option 2

1-hr FRR

Purlin: 5.5"x24"

Girder: 8.75"x33"

Column: 10.5"x10.75"

Floor panel: 5-ply

Glulam volume = 123 CF (22% of MT)

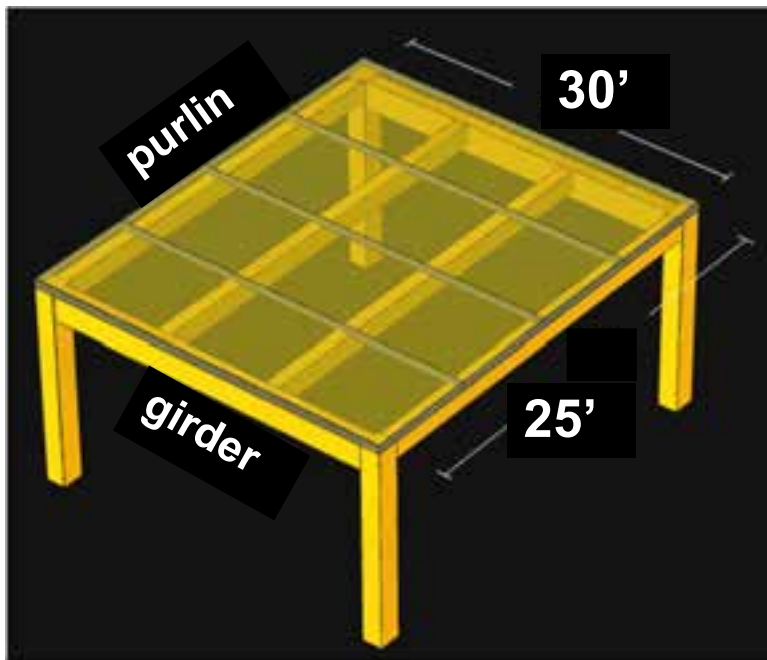
CLT volume = 430 CF (78% of MT)

Total volume = 0.74 CF / SF

Cost considerations: One additional beam (one additional erection pick), 2 more connections

Cost Implication of Design Choices

Panel volume usually 65-80% of MT package volume



Source: Fast + Epp, Timber Bay Design Tool

Type IV-HT

0-hr FRR (min sizes per IBC)

Purlin: 5.5"x24" (IBC min = 5"x10.5")

Girder: 8.75"x33" (IBC min = 5"x10.5")

Column: 10.5"x10.75" (IBC min = 6.75"x8.25")

Floor panel: 3-ply (IBC min = 4" CLT)

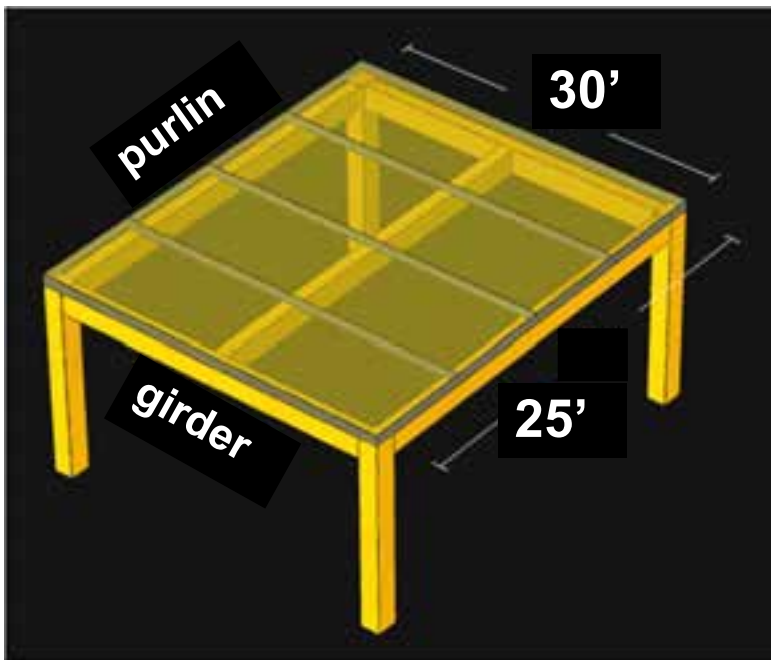
Glulam volume = 120 CF (32% of MT)

CLT volume = 258 CF (68% of MT)

Total volume = 0.51 CF / SF

Cost Implication of Design Choices

Which is the most efficient option?



Source: Fast + Epp, Timber Bay Design Tool

	Timber Volume Ratio
IIIA – Option 1	0.73 CF / SF
IIIA – Option 2	0.74 CF / SF
IV-HT	0.51 CF / SF


A general rule of thumb for efficient mass timber fiber volume is no higher than 0.75 CF per SF for up to a 1 hour rated structure (higher if 2 hour exposed timber in tall mass timber). Ratios in the 0.85 to 1.0 CF / SF range tend to become cost prohibitive

[Learn](#)[Tools](#)[Events](#)[Award Gallery](#)[Why Wood?](#)[About](#)[Need Project Support?](#)

Expert Tips

Key Design Considerations for Mass Timber Projects

Important considerations related to construction type, fire ratings, panel thickness, member size and occupancy.

Share 

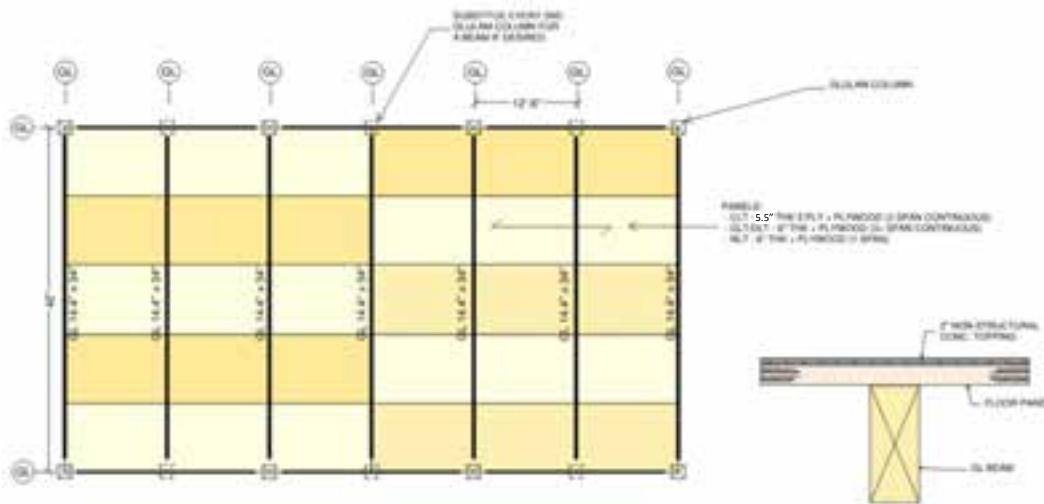
Selecting a Construction Type

For mass timber projects, selection of construction type is one of the more significant design decisions. While it's common to choose construction type based on structural material—i.e., to assume that steel and concrete structures should be Type II, light-frame wood should be Type V, and exposed heavy/mass timber should be Type IV—this approach can lead to additional costs. While Type IV construction can be used for exposed



Photo: Swinerton

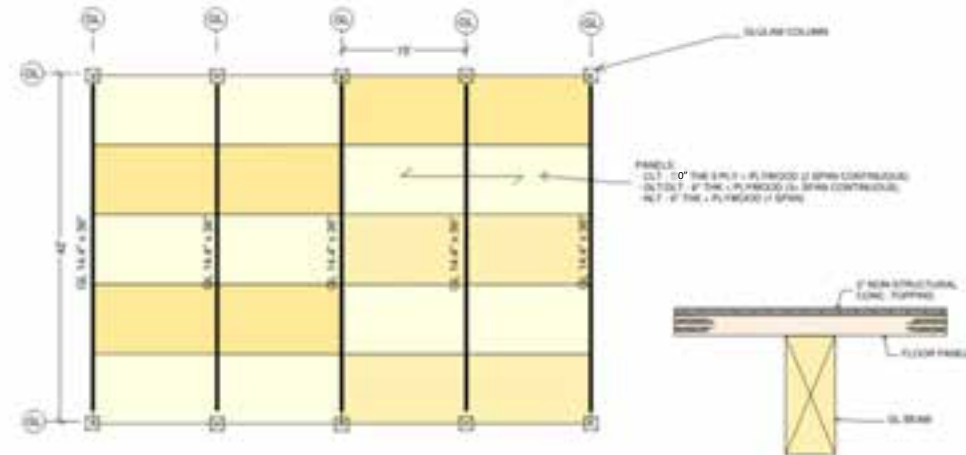
Cost: Structural System & Grid



Baseline

12'-6" Glulam Spacing

5.5" CLT



\$ +5%

15' Glulam Spacing

7" CLT


Source: Seattle Mass Timber Tower Book

[Learn](#)[Tools](#)[Events](#)[Award Gallery](#)[Why Wood?](#)[About](#)[Need Project Support?](#)

Expert Tips

Creating Efficient Structural Grids in Mass Timber Buildings

Although a mass timber solution may work economically on grids created for other materials, a few modifications can increase efficiencies related to member sizing and manufacturer capabilities.

Share 

Mass timber products such as cross-laminated timber (CLT), nail-laminated timber (NLT) and glue-laminated timber (glulam) are at the core of a revolution that is shifting how designers think about construction. At no time has materials selection been such an integral aspect of the building designer's daily responsibilities. In addition to its sustainability and light carbon footprint, mass timber has benefits that include enhanced aesthetics, speed of construction and light weight, all of which can positively impact costs. However, to convince building owners and developers that a mass timber solution is viable, the structural design must also be cost competitive. This requires a full understanding of both material properties and

Value Analysis

$$Value = \frac{\uparrow Function + \uparrow Aesthetics}{\downarrow Cost}$$



Value Analysis

$$\textit{Value Engineering} = \frac{\downarrow \textit{Function} + \downarrow \textit{Aesthetics}}{\downarrow \textit{Cost}}$$





Photo: Mark Bitterman

Perimeter Glazing



Insurance Perspective on Mass Timber

- Lack of historic loss data = Unknowns
- Unknowns = Risk
- Risk = Higher Premiums
- Some take a 'wood is wood' approach
- Important to understand the significant differences in how mass timber performs in the event of a fire, etc. when compared to light wood-frame and all other building materials



Photo Credit: StructureCraft



Photo Credit: GLI Partners

Insurance vs. Building Codes

- It is important to note the distinct difference between the primary concerns of insurers vs. primary concerns of building codes
- **Insurance** primarily concerned with **property loss**
- **Building codes** primarily concerned with **occupant safety**
- As such, code acceptance and associated testing may be helpful to insurers in evaluating a new product like mass timber, but it will not address all concerns



MASS TIMBER CONSTRUCTION MANAGEMENT

Planning

- Anatomy of a Mass Timber Package
- Procurement, Supply Chain, Schedule Drivers

Environmental Exposure

- Site Planning
- Moisture Planning and Mitigation
- UV Planning and Mitigation

Workforce Training

- Strategic Partnerships
- Training/Education
- Resources

Holistic Costing



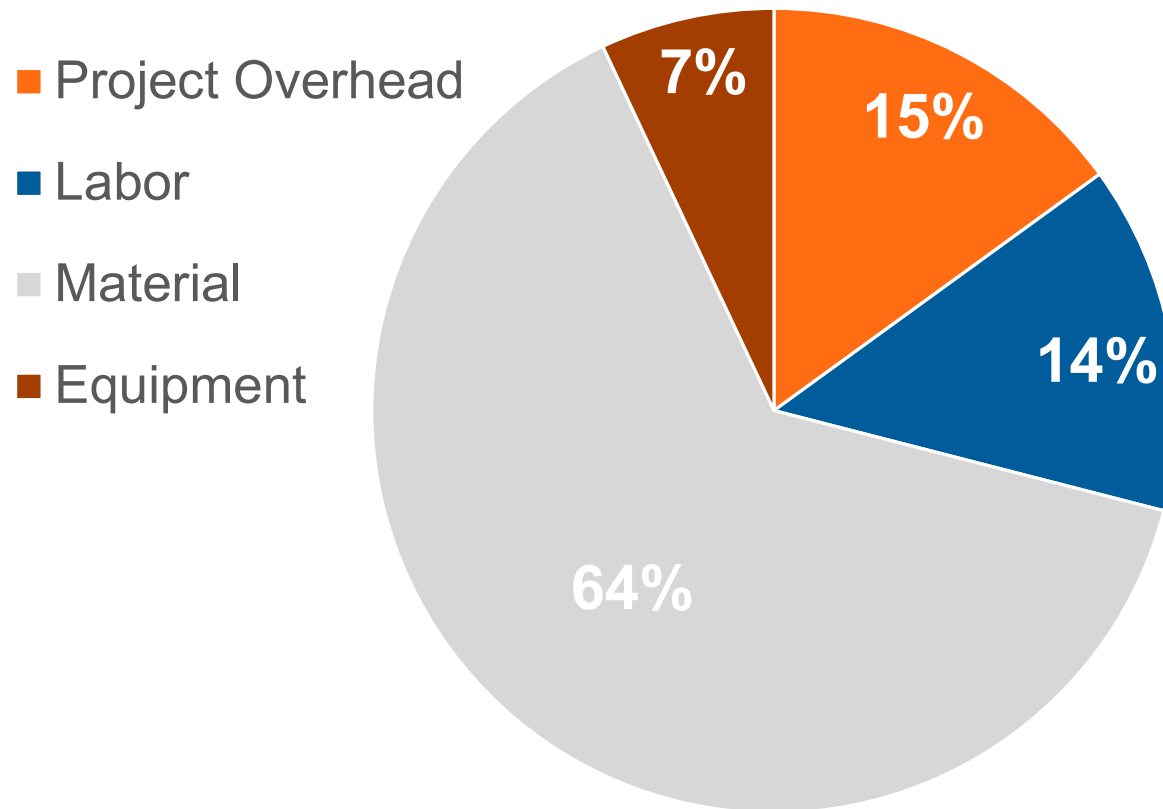
$\$/\text{SF}$



$\$/\text{SF}$

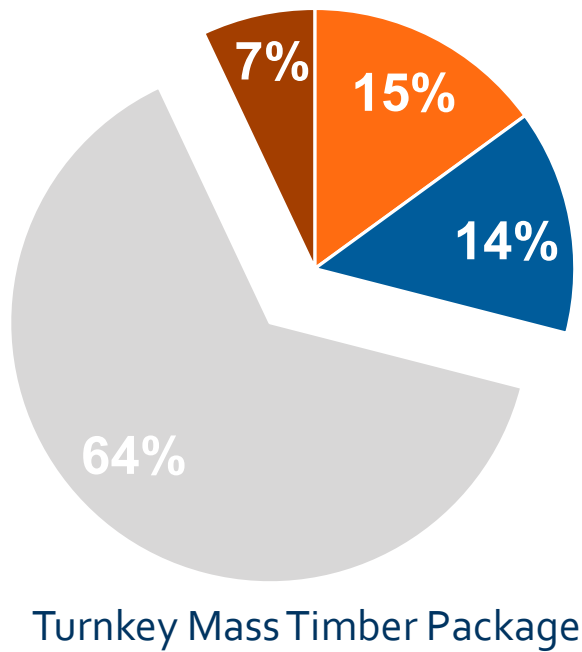
Image: GBD Architects

Anatomy of a Turnkey Mass Timber Package



Source: Swinerton

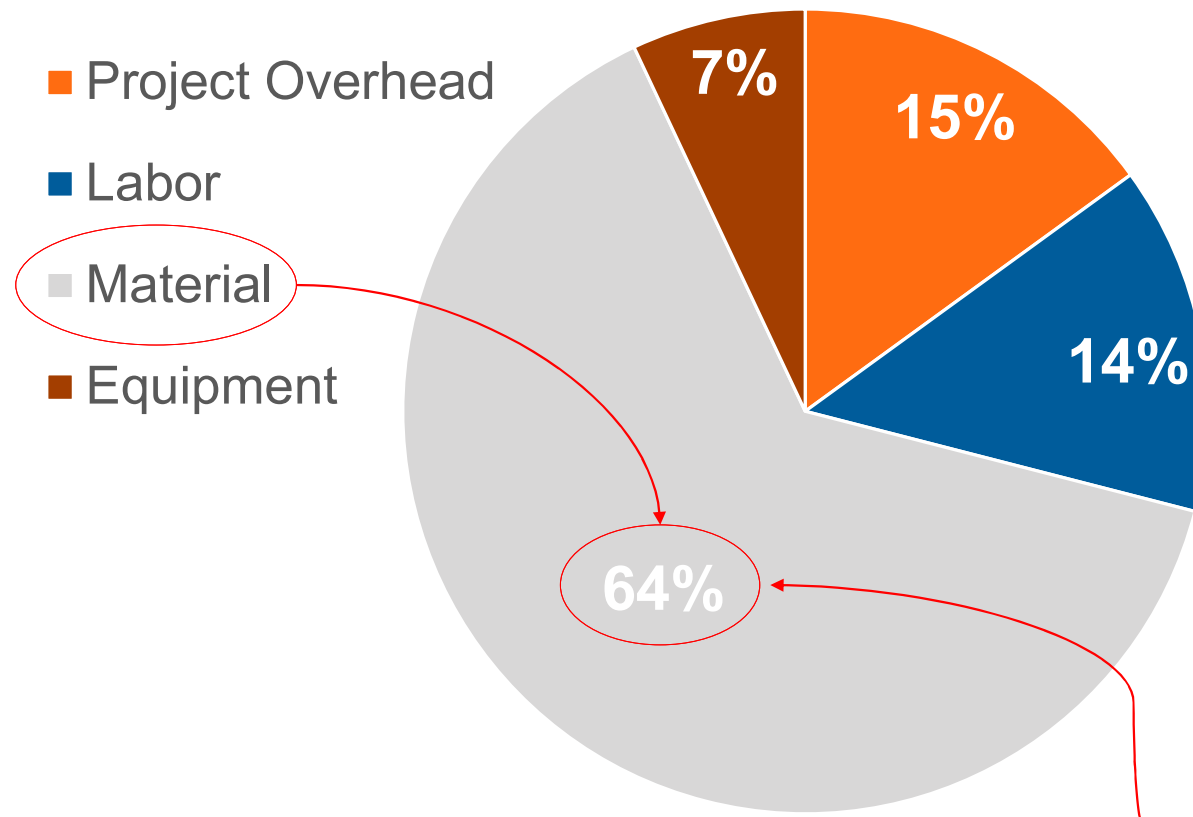
Material (Direct Cost)



or

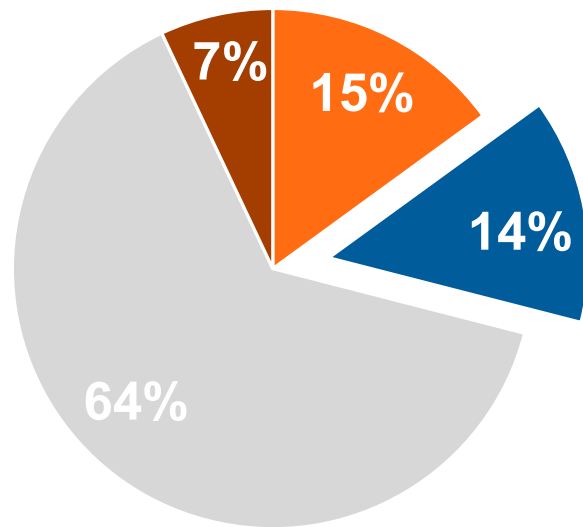


Mass Timber Package Costs



Panels are the biggest part of the biggest piece of the cost pie

Labor (Direct Cost)

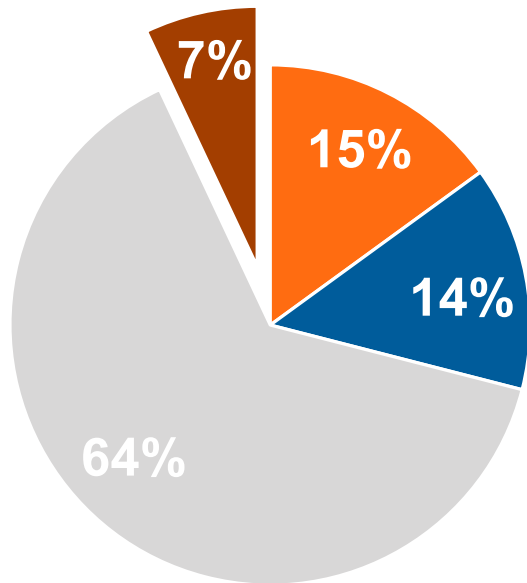


Turnkey Mass Timber Package



Photo: Swinerton

Equipment (Direct Cost)



Turnkey Mass Timber Package

Source: Swinerton


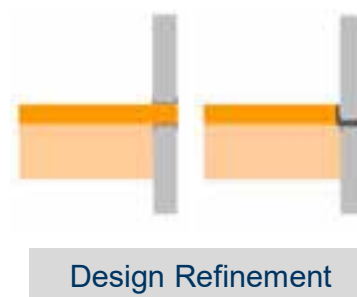
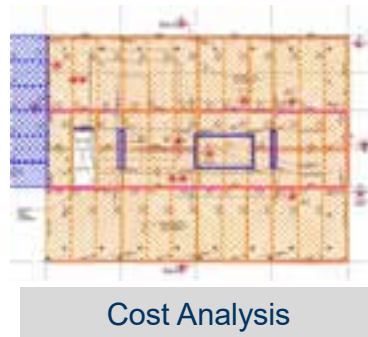
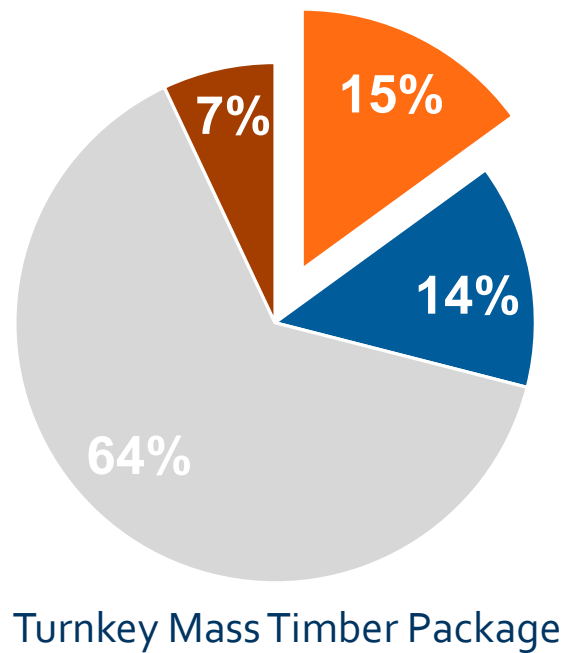


Photo: Swinerton



Photo: Alex Schreyer

Project Overhead



Photos: Swinerton

Total Project Cost Analysis

CONSIDERATIONS:

- Ceiling Treatment
- Floor Topping
- HVAC System & Route
- Foundation Size
- Material Savings
- Perimeter glazing
- Value of Time
- Completion Bonds/Insurance



Credit: Hacker Architects

Sample Procurement Strategies

GC/CM Hires Turnkey Mass Timber Subcontractor	GC/CM Buys Material, Self-Performs Installation and Coordinates	GC/CM Buys Material, Subcontracts Labor and Coordinates
RISK SPECTRUM		
<ul style="list-style-type: none"> + Hiring experience + Single point of responsibility 	<ul style="list-style-type: none"> + Hiring experience + Single point of responsibility + Financial security of strong GC/CM 	<ul style="list-style-type: none"> + Potential added mark-up
<ul style="list-style-type: none"> – Prequalify capacity of subs – Potential added mark-up 	<ul style="list-style-type: none"> – Lack of familiarity with supply chain – Steep learning curve for coordination 	<ul style="list-style-type: none"> – Multiple layers of coordination – Prequalify capacity of sub

Source: Timberlab

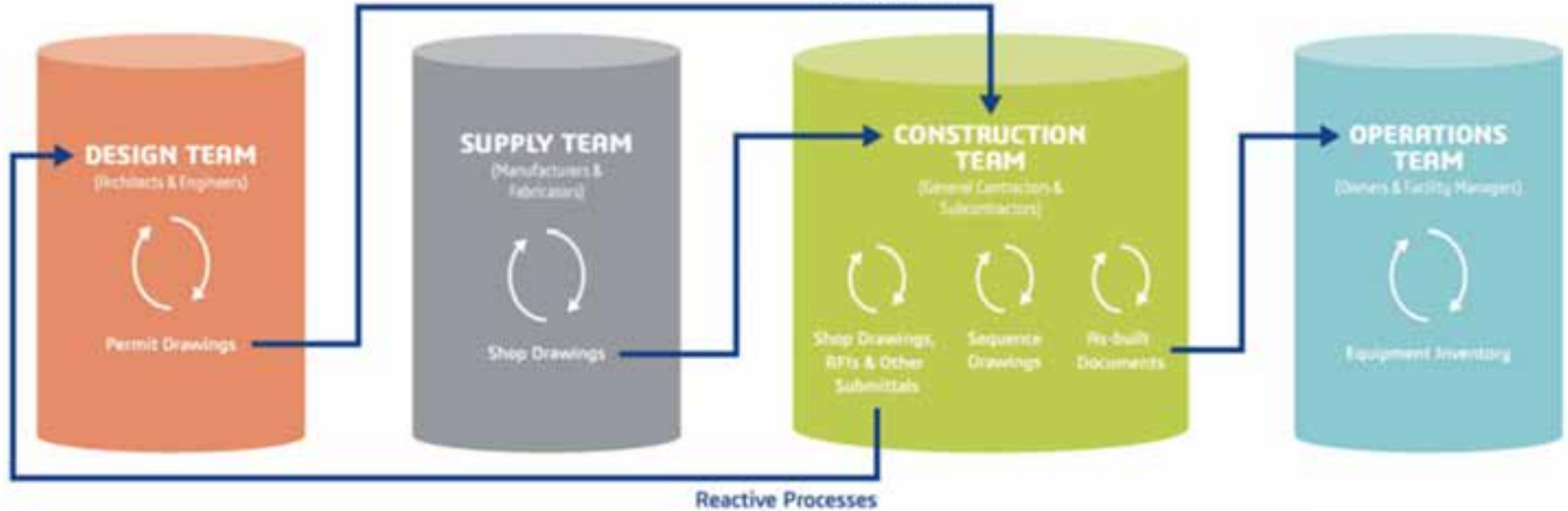
Slide 86

BB0

This slide has always been a bit of mystery to me. 1 and 3 make sense. I don't fully understand the discussion for option 2

Brandon Brooks, 2022-05-05T19:32:19.356

Potential Cost Impacts: Design-Bid-Build Procurement



Alternate Procurement Option: Trade Partner/Master Builder Approach



Procurement Strategy is Key to Success



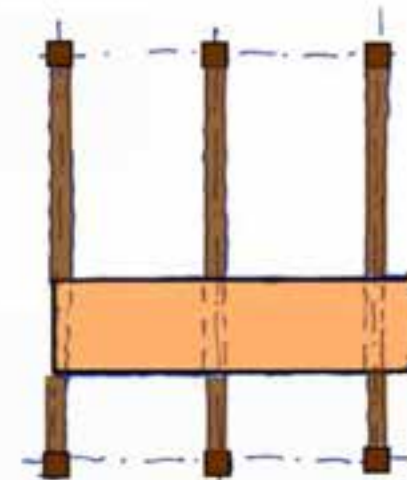
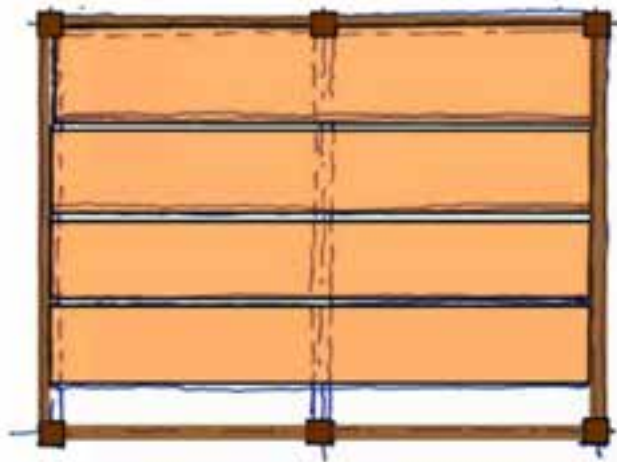
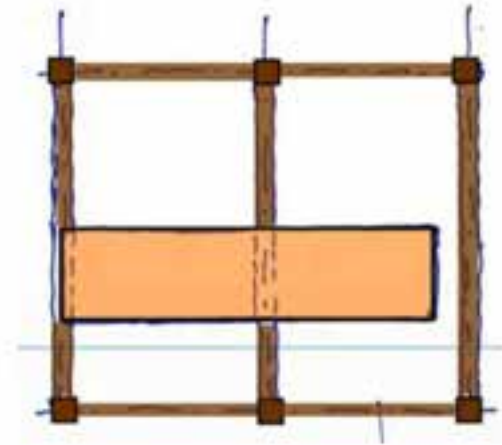
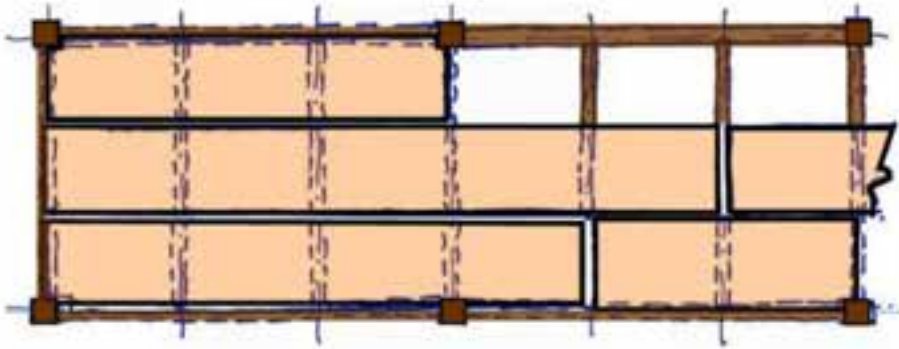
Material Fabrication Planning



Understand the Supply Chain



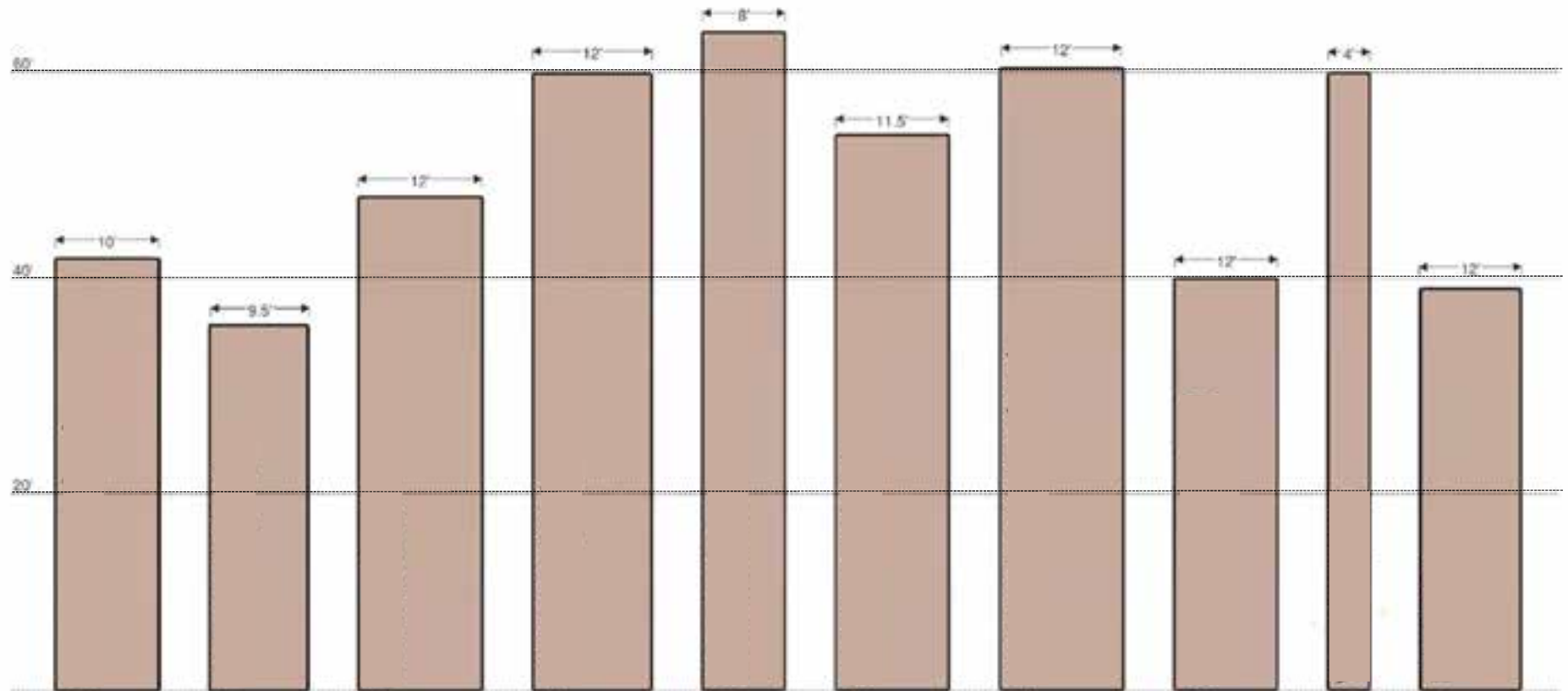
Photo: Swinerton



Credit: Tanya Luthi, Entuitive

Understand Manufacturer's Capabilities

Understand Manufacturer's Capabilities




Credit: TimberLab

Slide 93

BB0

Poached this from a TL presentation, put colored bpxes over names to avoid europeans, Nordic and Element 5.

Brandon Brooks, 2022-05-06T23:31:34.791



Embrace the
Prefab Advantage

Photo: Swinerton

Tolerances: Interface with Other Structural Materials



Photos: Swinerton

Schedule Drivers

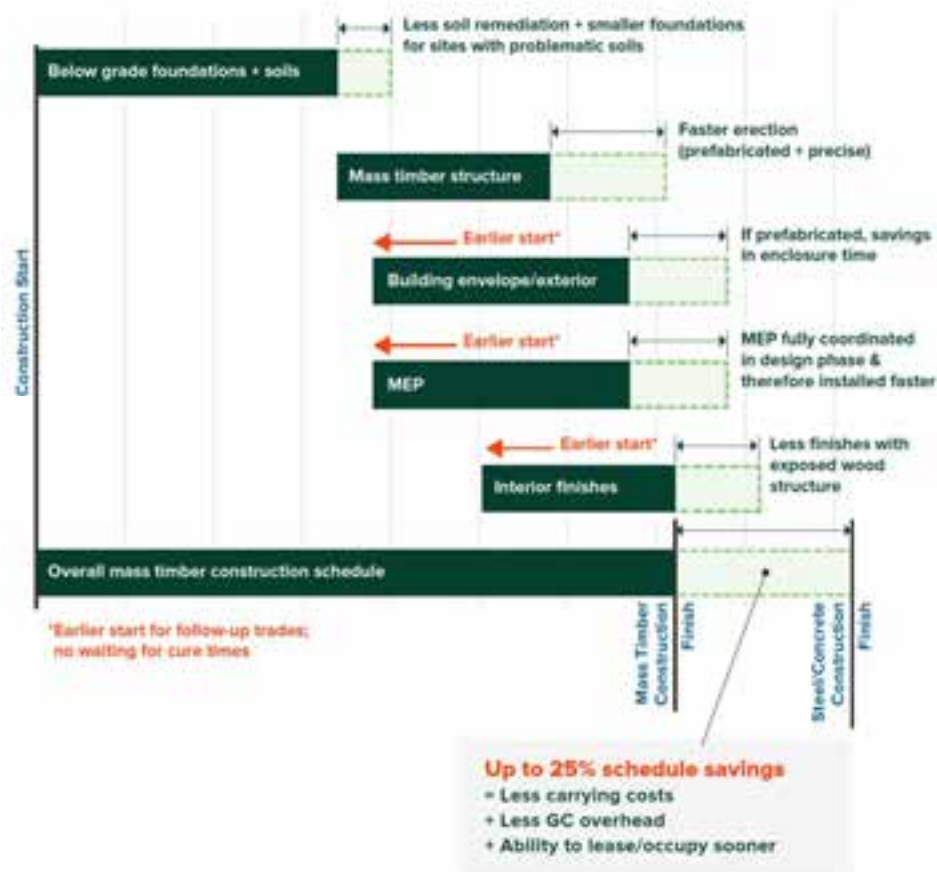


Photo: Swinerton

Procurement Approach Determines Schedule

Compressing the Typical Construction Schedule with Mass Timber ^{13, 15, 16}

Look for these potential schedule savings in comparison to steel and concrete



Slide 97

BB0 We need to reconcile the 25% claim

Brandon Brooks, 2022-04-22T21:59:12.687

RM0 0 We have a few sources in the cost checklist which is where this graphic is taken from. Should we reference the cost checklist here or were you thinking more specifics?

Ricky McLain, 2022-04-25T15:44:58.181

Procurement Logic for Scheduling



Example 6 Story Type IIIA Project

Procurement Approach Determines Schedule



Photo: Alex Schreyer

Schedule Comparison

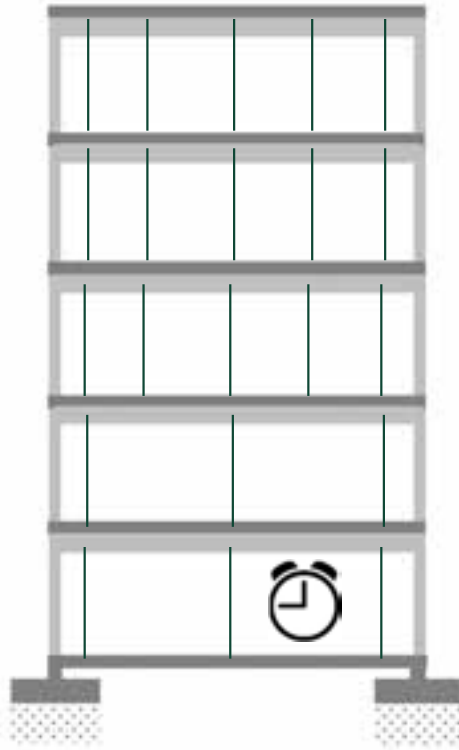
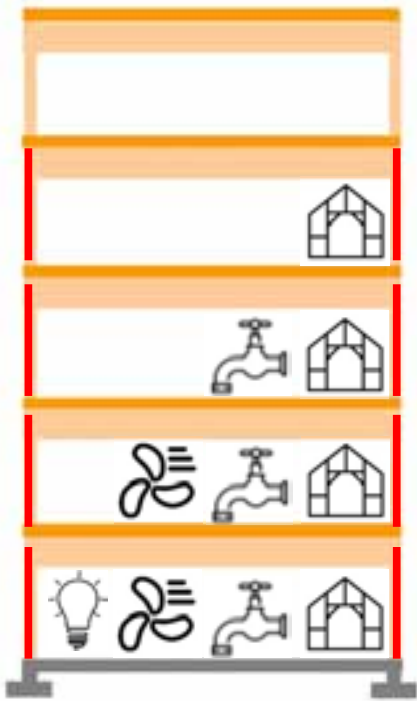


Photo: WoodWorks

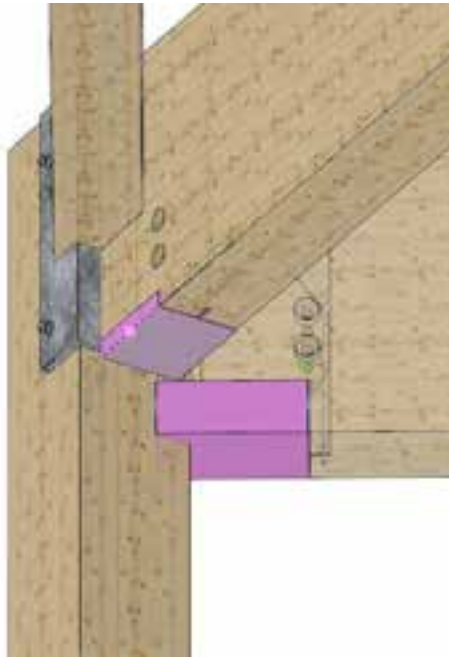
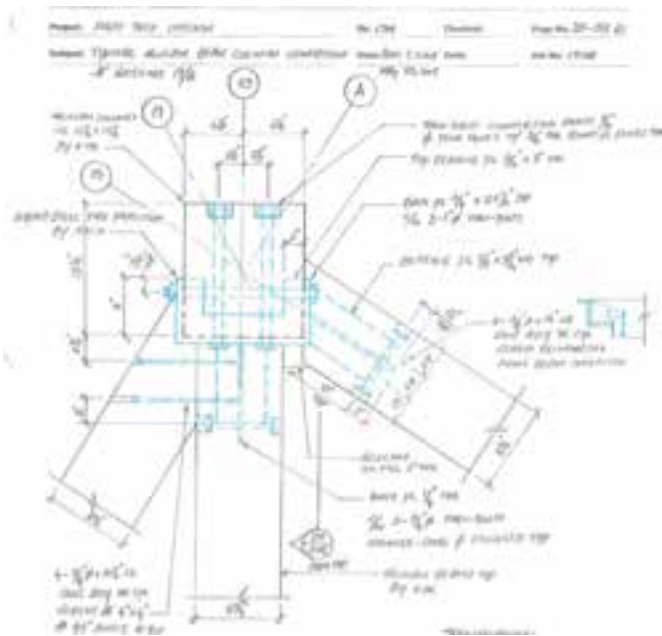
Image: Swinerton

Schedule Drivers



Photo: Lendlease

BIM/Digital Twins



Photos: Swinerton

Schedule Impacts: Hybrid Structures



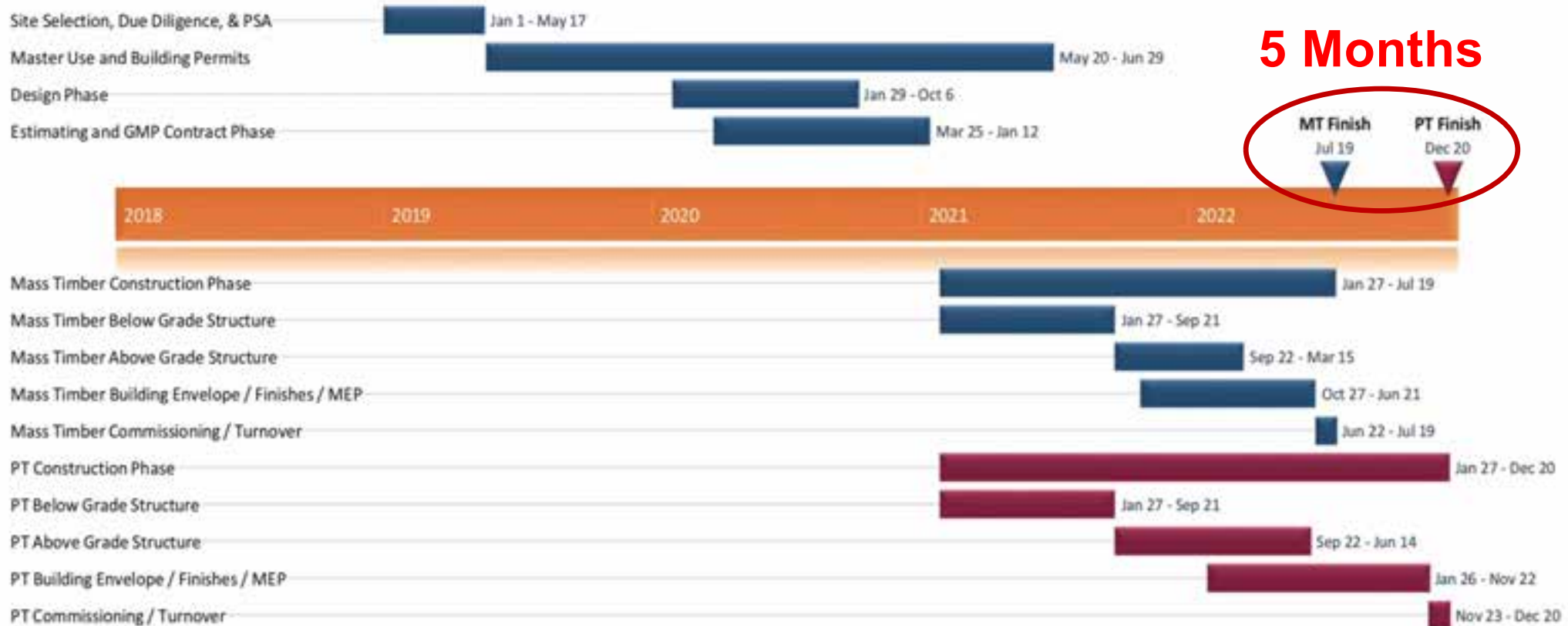
Photos: Swinerton



Look At Schedule Holistically

Photo: StructureCraft Builders

Overall Project Schedule Analysis: 12 Story Type IV-B



Source: Swinerton

Schedule Impact on Cost | Value of Time

A large scale MT project can be up to 2% higher in direct costs, but a minimum of 20% lower in project overhead costs. The net result is cost-neutrality and higher value.

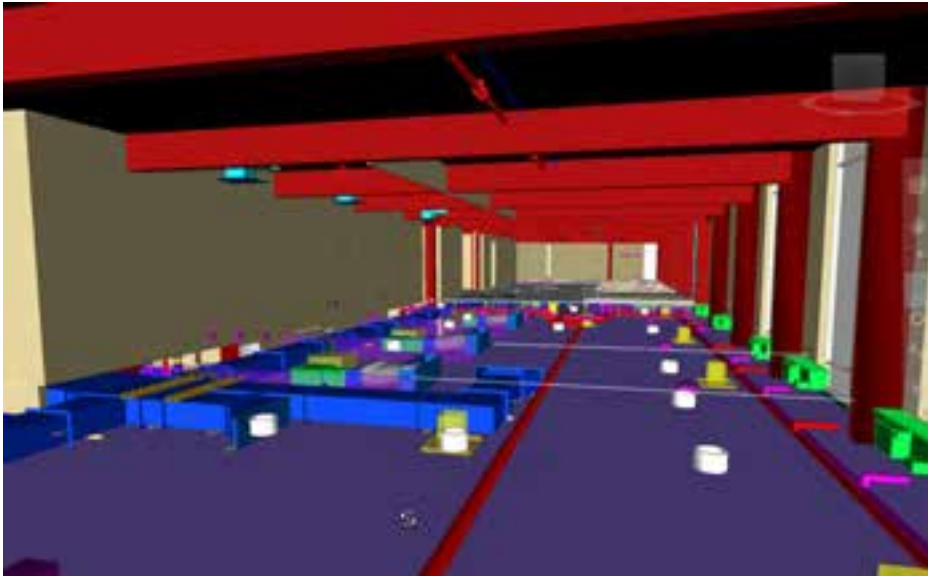


Source: Swinerton
Photo: Alex Schreyer

Early Move-In for Rough-In Trades.



Embracing BIM for Fabrication



Photos: Swinerton


MEP Layout & Integration



MEP Layout & Integration

Smaller grid bays at central core (more head height)

- Main MEP trunk lines around core, smaller branches in exterior bays



Credit: Blaine Brownell



Credit: WoodWorks

MEP Layout & Integration

Dropped below MT framing

- Can simplify coordination (fewer penetrations)
- Bigger impact on head height



Credit: Alex Schreyer



Credit: WoodWorks

MEP Layout & Integration

In penetrations through MT framing


- Requires more coordination (penetrations)
- Bigger impact on structural capacity of penetrated members
- Minimal impact on head height



MEP Layout & Integration

In chases above beams and below panels

- Fewer penetrations
- Bigger impact on head height (overall structure depth is greater)
- FRR impacts: top of beam exposure



Credit: JC Buck



Credit: KL&A Engineers & Builders

MEP Layout & Integration

In gaps between MT panels

- Fewer penetrations, can allow for easier modifications later



Credit: Ema Peter/MGA



Credit: Hacker Architects

MEP Layout & Integration

In raised access floor (RAF) above MT

- Impact on head height
- Concealed space code provisions



Credit: Global IFS



MEP Layout & Integration

In topping slab above MT

- Greater need for coordination prior to slab pour
- Limitations on what can be placed (thickness of topping slab)
- No opportunity for renovations later



Credit: Alex Schreyer

SITE PLANNING



Photo: Swinerton

QA/QC



Photo: Swinerton

SITE INSPECTIONS



Photo: H+O Structural Engineering, Kure Creative

Tall Mass Timber Special Inspections

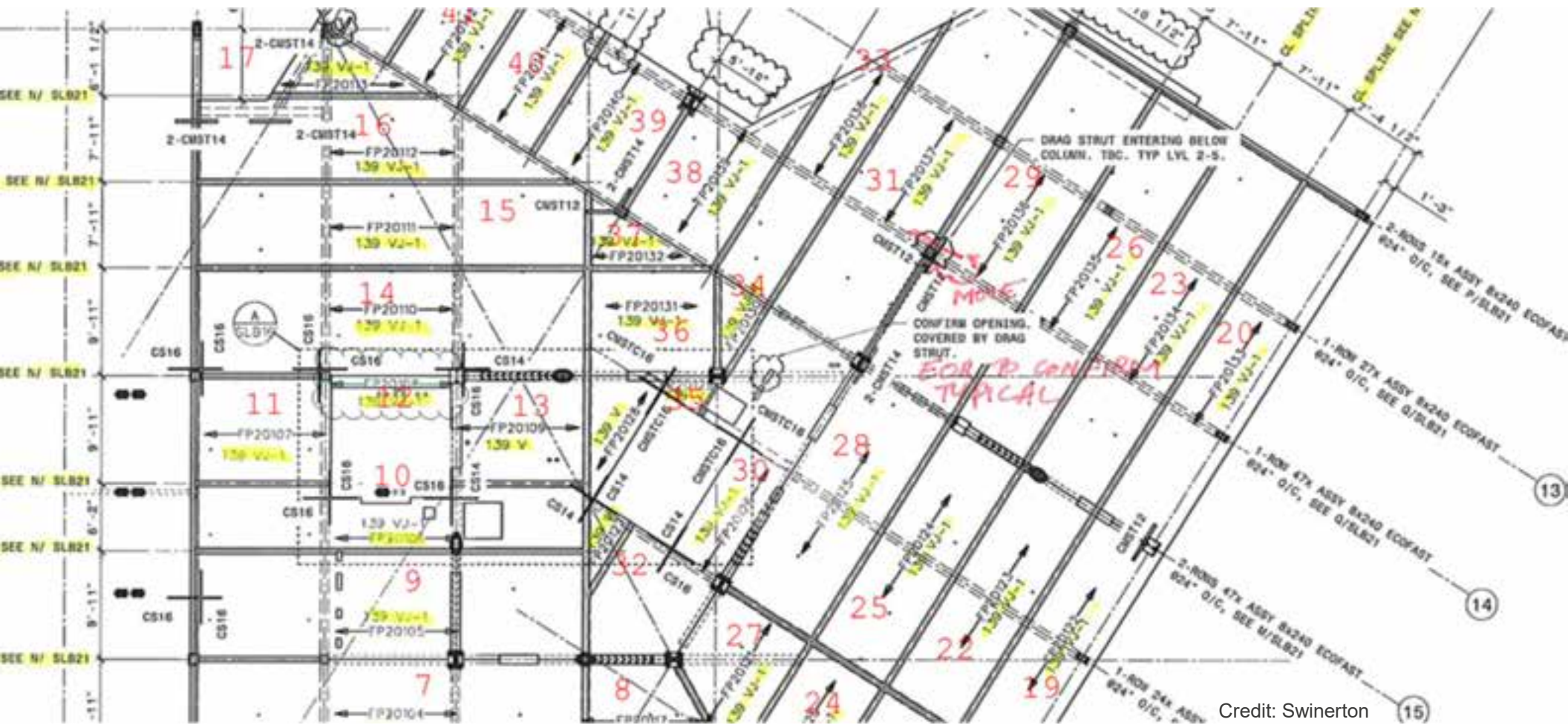
TABLE 1705.5.3
REQUIRED SPECIAL INSPECTIONS OF MASS TIMBER CONSTRUCTION

Type	Continuous Special Inspection	Periodic Special Inspection
<u>1. Inspection of anchorage and connections of mass timber construction to timber deep foundation systems.</u>		X
<u>2. Inspection erection of mass timber construction</u>		X
<u>3. Inspection of connections where installation methods are required to meet design loads.</u>		
<u>3.1. Threaded fasteners</u>		
<u>3.1.1. Verify use of proper installation equipment.</u>		X
<u>3.1.2. Verify use of pre-drilled holes where required.</u>		X
<u>3.1.3. Inspect screws, including diameter, length, head type, spacing, installation angle, and depth.</u>		X
<u>3.2. Adhesive anchors installed in horizontal or upwardly inclined orientation to resist sustained tension loads</u>	X	
<u>3.3. Adhesive anchors not defined in 3.2.</u>		X
<u>3.4. Bolted connections</u>		X
<u>3.5. Concealed connections</u>		X

Source: International Building Code

Table is only required for Type IV-A, IV-B, and IV-C

Sequencing



PICK PLAN



Photo: Swinerton

MATERIAL DELIVERY



Photo: Swinerton



Photo: Swinerton

STAGING

Planning for Environmental Exposures



- Plan Early
- Risk Evaluation
- Develop Construction
- Phase Plan
- Execute the Design and Moisture Management Plan
- Monitor

RDH Moisture
Management Guide 1st Ed

BB0



Photo: Swinerton



Material Environmental Exposure and Moisture Management

Enroute
Onsite
Post-Install
Other Material

Photo: Alex Schreyer

Slide 128

BB0 Plenty of great tips from Dave Beck and Jeff Chan to expand this section
Brandon Brooks, 2022-04-17T20:41:48.248

RM0 0 I agree we should build this out more, maybe also rely on the RDH doc and what we have in the construction manual
Ricky McLain, 2022-04-21T18:39:36.926




Enroute Exposure



On Site Considerations



On Site Considerations



Onsite Considerations

Slide 132

BB0

All photos on left from Adohi Hall folder in Sharefile. No particular credit is listed

Right: Ascent, J. Reynolds WoodWorks & C.D. Smith Construction

Brandon Brooks, 2022-04-29T01:07:52.548



BB0


Other Materials

Slide 133

BB0

Photos: Apex Clean Energy (Terry Patillo – Credit is WoodWorks)

Brandon Brooks, 2022-04-29T01:07:37.924



Workforce Development

Training is the key to efficiency
Training takes time and money

Training versus Education

Resources available to all

MT Construction Manual
Installer Curriculum
Other WW Resources
CM Workshops
Previous recorded versions
Learning Management System

Mass Timber Construction Management Program



MASS TIMBER CONSTRUCTION
MANUAL



8- & 16-HOUR INSTALLER
TRAINING PACKAGE AND
TRAINING CENTERS



COMMUNITY COLLEGE
AND UNIVERSITY CM
PROGRAMS



VIRTUAL AND/OR IN-PERSON
WORKSHOPS



PARTNER WITH
CONSTRUCTION ASSOCIATIONS



PROJECT TOURS

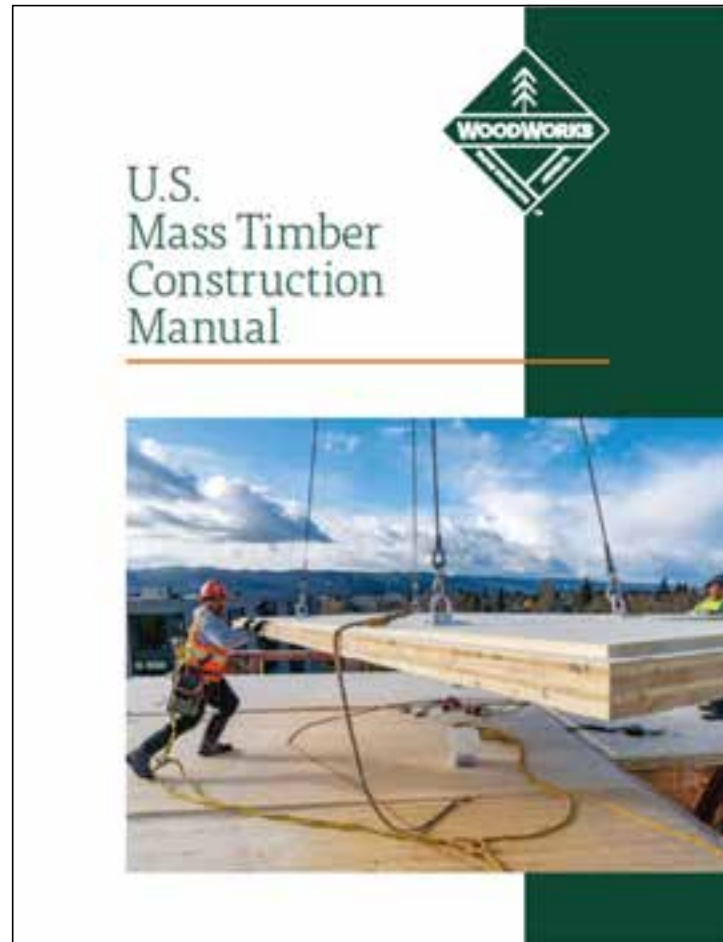


ENGAGE WITH GENERAL
CONTRACTORS ACROSS THE US



Released on 20 October 2021

<https://www.woodworks.org/mass-timber-construction-management-program/>



The Loading Dock, OZ Architecture, KL&A, photo Joe Anastasi

MULTI-FAMILY/MIXED-USE | EDUCATION | OFFICE | RETAIL | INDUSTRIAL | CIVIC | INSTITUTIONAL



Designing a wood building? Ask us anything.

| FREE PROJECT SUPPORT / EDUCATION / RESOURCES

Nationwide support for the code-compliant design, engineering and construction of non-residential and multi-family wood buildings.

- Allowable Heights/Areas
- Construction Types
- Structural Detailing
- Wood-Framed & Hybrid Systems
- Fire/Acoustic Assemblies
- Lateral System Design
- Alternate Means of Compliance
- Energy-Efficient Detailing
- Building Systems & Technologies

| woodworks.org/project-assistance | help@woodworks.org



John W. Oliver Design Building at UMass Amherst
Leers Weinzapfel Associates, Equilibrium Consulting
photo © Albert Vecerka / Esto

Questions?

This concludes The American
Institute of Architects Continuing
Education Systems Course



Speaker Name

Title

Phone

email

901 East Sixth, Thoughtbarn-Delineate Studio,
Leap!Structures, photo Casey Dunn



Copyright Materials

This presentation is protected by US
and International Copyright laws.
Reproduction, distribution, display and use of
the presentation without written permission
of the speaker is prohibited.

© The Wood Products Council 2022

Funding provided in part by the Softwood Lumber Board

Disclaimer: The information in this presentation, including, without limitation, references to information contained in other publications or made available by other sources (collectively “information”) should not be used or relied upon for any application without competent professional examination and verification of its accuracy, suitability, code compliance and applicability by a licensed engineer, architect or other professional. Neither the Wood Products Council nor its employees, consultants, nor any other individuals or entities who contributed to the information make any warranty, representative or guarantee, expressed or implied, that the information is suitable for any general or particular use, that it is compliant with applicable law, codes or ordinances, or that it is free from infringement of any patent(s), nor do they assume any legal liability or responsibility for the use, application of and/or reference to the information. Anyone making use of the information in any manner assumes all liability arising from such use.